

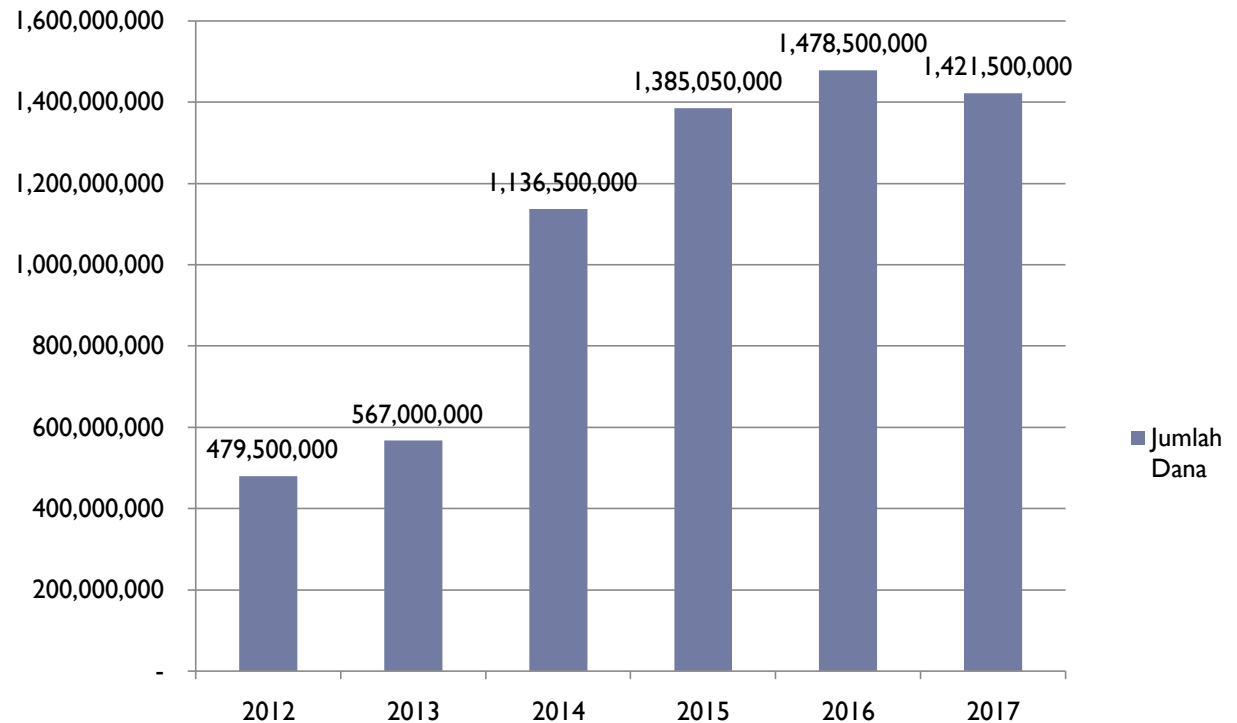


**Pelaksanaan Pengabdian Masyarakat  
Tahun 2012 s/d 2017**  
**Universitas Muhammadiyah Jember**

# Total Jumlah Dana Pengabdian (2012 s/d 2017)

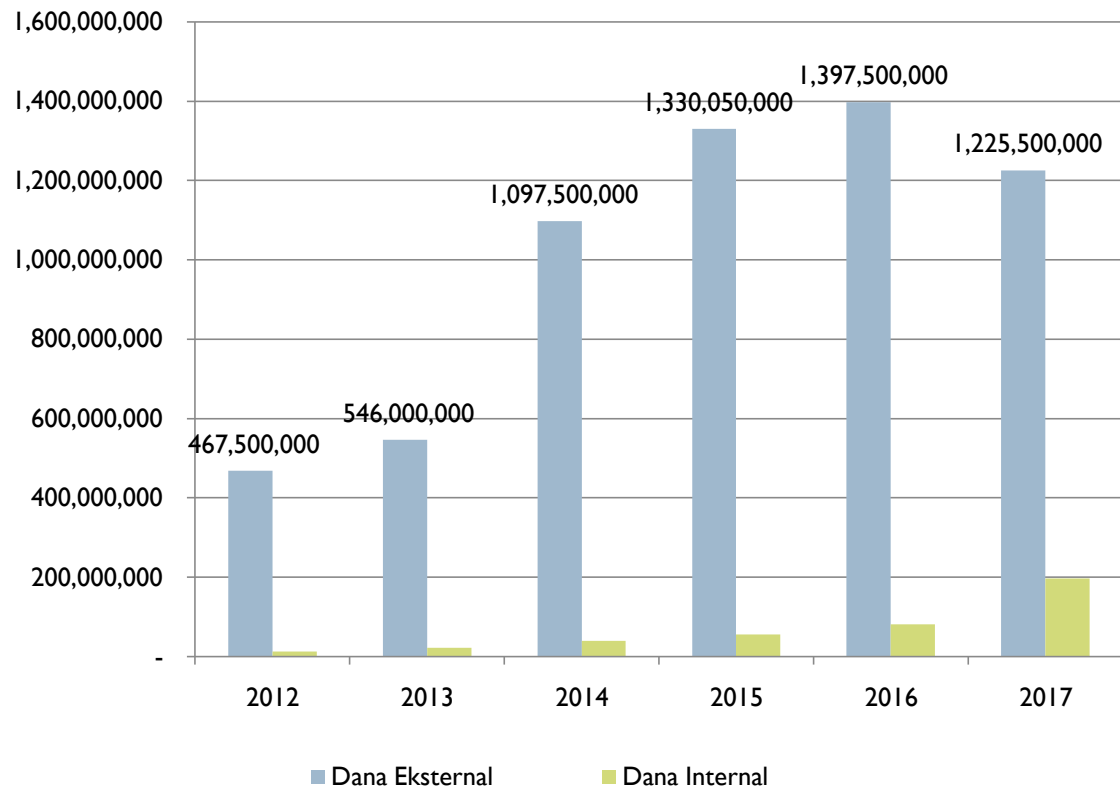
## Total Jumlah Dana Pengabdian Masyarakat

Tahun	Jumlah Dana
2012	479.500.000
2013	567.000.000
2014	1.136.500.000
2015	1.385.050.000
2016	1.478.500.000
2017	1.421.500.000



# Jumlah Dana Pengabdian Eksternal & Internal (2012 s/d 2017)

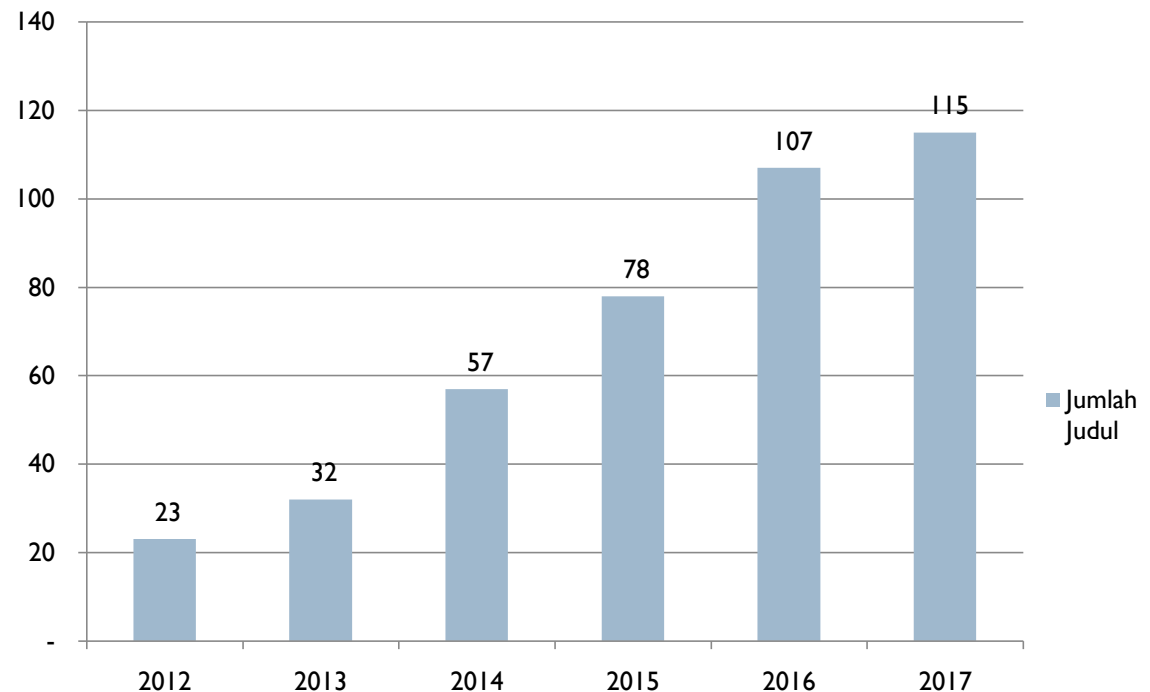
Tahun	Eksternal	Internal
2012	467.500.000	12.000.000
2013	546.000.000	21.000.000
2014	1.097.500.000	39.000.000
2015	1.330.050.000	55.000.000
2016	1.397.500.000	81.000.000
2017	1.225.500.000	196.000.000



# Rekap Jumlah Judul Pengabdian (2012 s/d 2017)

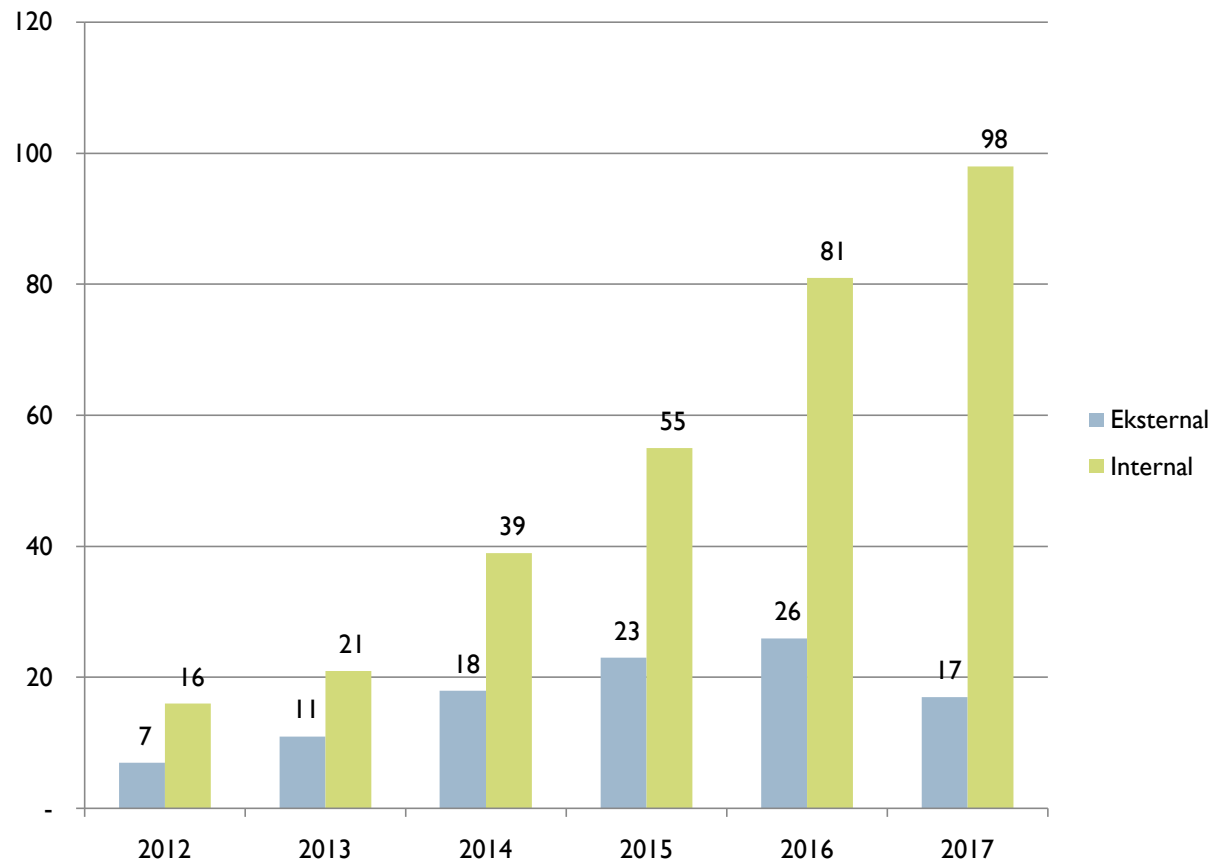
## Jumlah Judul Pengabdian Masyarakat

Tahun	Jumlah Judul
2012	23
2013	32
2014	57
2015	78
2016	107
2017	115



# Jumlah Judul Pengabdian Eksternal & Internal (2012 s/d 2017)

Tahun	Eksternal	Internal
2012	7	16
2013	11	21
2014	18	39
2015	23	55
2016	26	81
2017	17	96



# Jumlah Judul Pengabdian Eksternal & Internal

**(2012 s/d 2014)**

Asal Dana	2012			2013			2014		
	Judul		Dana	Judul		Dana	Judul		Dana
Eksternal	3	IBM	109,500,000	6	IBM	240,000,000	12	IBM	540,000,000
	1	HILINK	175,000,000	1	HILINK	125,000,000	1	IBIKK	150,000,000
	1	HAKI	92,000,000	1	STIMULUS	35,000,000	1	HILINK	150,000,000
	1	KKNPPM	60,000,000	1	KKNPPM	85,000,000	3	KKNPPM	207,500,000
	1	POSDAYA	31,000,000	1	POSDAYA	31,000,000	1	POSDAYA	50,000,000
					1	MODEL PAUD	30,000,000		
Internal	16		12,000,000	21		21,000,000	39		39,000,000

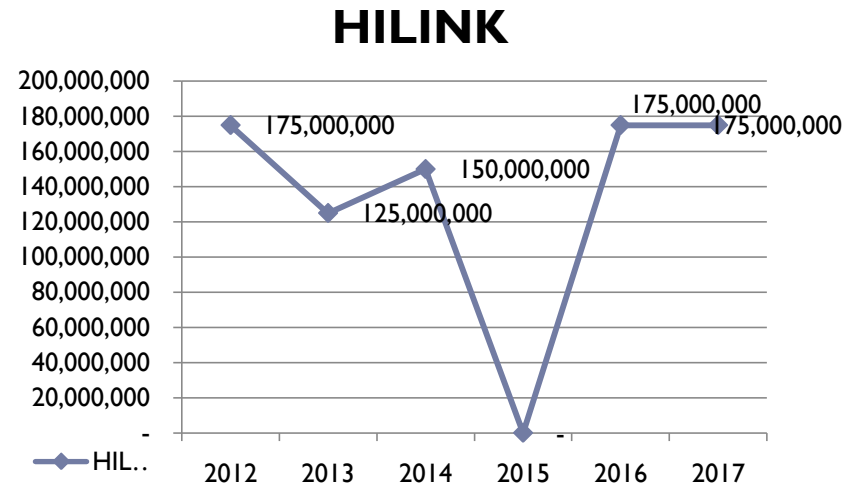
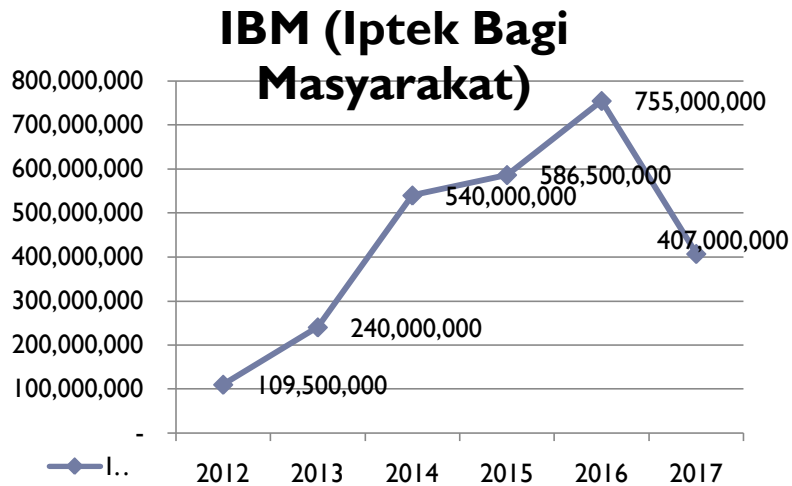
# Jumlah Judul Pengabdian Eksternal & Internal

**(2015 s/d 2017)**

Asal Dana	2015			2016			2017		
	Judul	Skim	Dana	Judul		Dana	Judul		Dana
Eksternal	15	IBM	586,500,000	1	HILINK	175,000,000	1	IBK	100,000,000
	3	KKNPPM	195,000,000	1	IBIKK	100,000,000	9	IBM	407,000,000
	1	IBIKK	150,000,000	19	IBM	755,000,000	2	IPBE	190,000,000
	1	IBPE	85,000,000	2	IBPE	135,000,000	1	HILINK	175,000,000
	3	IPTEKDA	313,550,000	3	KKNPPM	232,500,000	3	KKNPPM	233,500,000
							1	IBDM	120,000,000
Internal	55		55,000,000	81		81,000,000	96		192,000,000
<b>Total</b>	<b>78</b>		<b>1,385,050,000</b>	<b>107</b>		<b>1,478,500,000</b>	<b>113</b>		<b>1,417,500,000</b>

# Total Jumlah Dana Pengabdian Per Skim

## IBM, HILINK



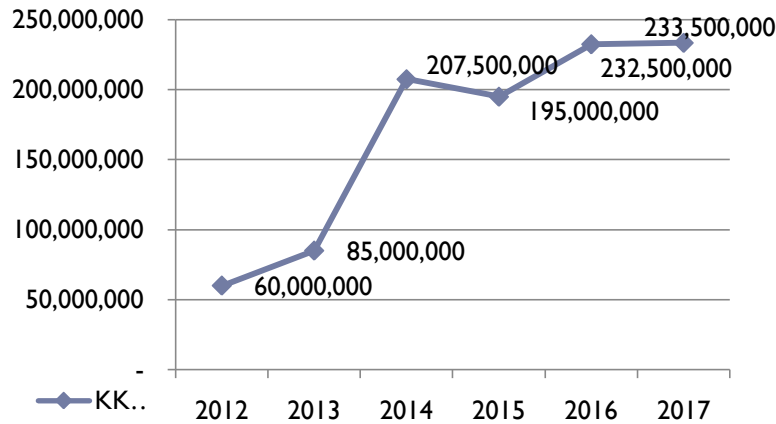
Tahun	IBM	HILINK
2012	109,500,000	175,000,000
2013	240,000,000	125,000,000
2014	540,000,000	150,000,000
2015	586,500,000	-
2016	755,000,000	175,000,000
2017	407,000,000	175,000,000



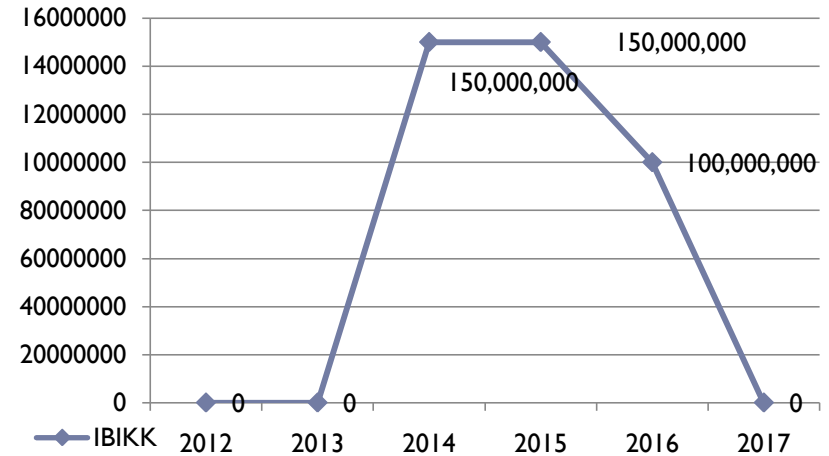
# Total Jumlah Dana Pengabdian Per Skim

## KKN-PPM, IBIKK

### KKN-PPM



### IBIKK

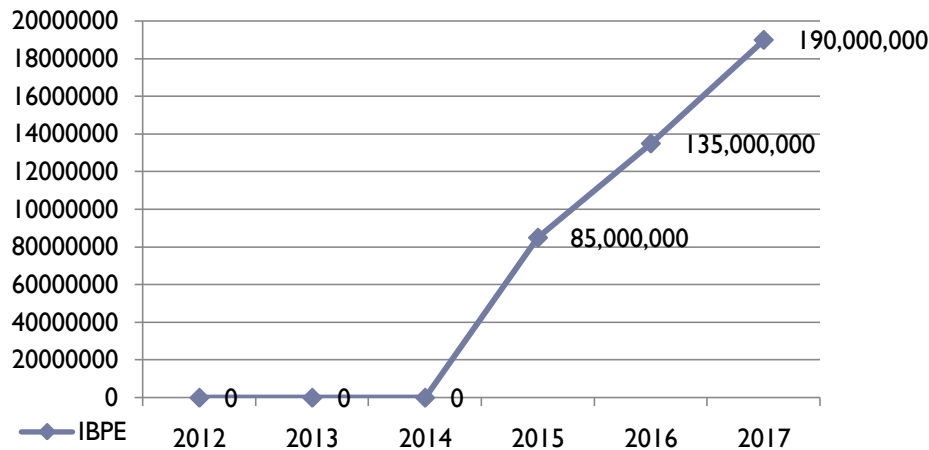


Tahun	KKN-PPM	IBIKK
2012	60,000,000	0
2013	85,000,000	0
2014	207,500,000	15,000,000
2015	195,000,000	15,000,000
2016	232,500,000	10,000,000
2017	233,500,000	0

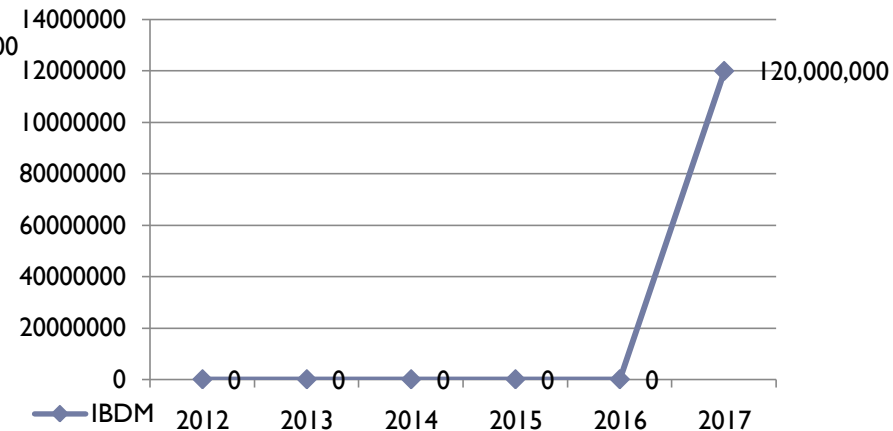
# Total Jumlah Dana Pengabdian Per Skim

## IPBE, IBK, IBDM,

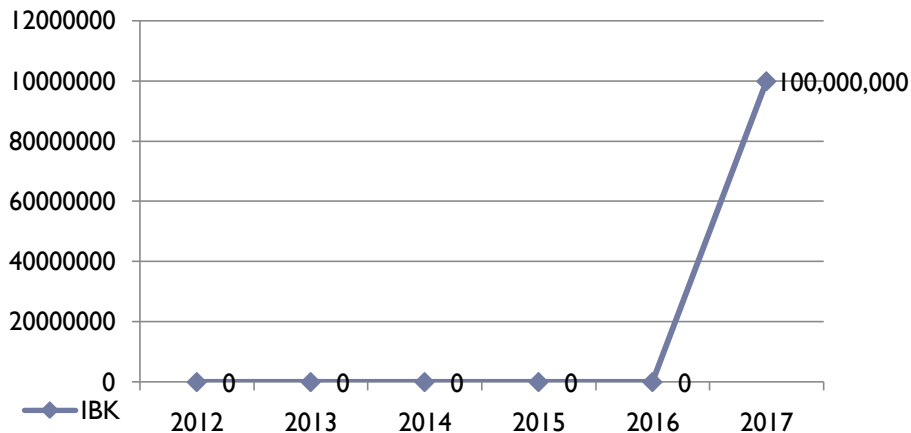
### IPBE (Iptek Bagi Produk Eksport)



### IBDM (Iptek Bagi Desa Mitra)

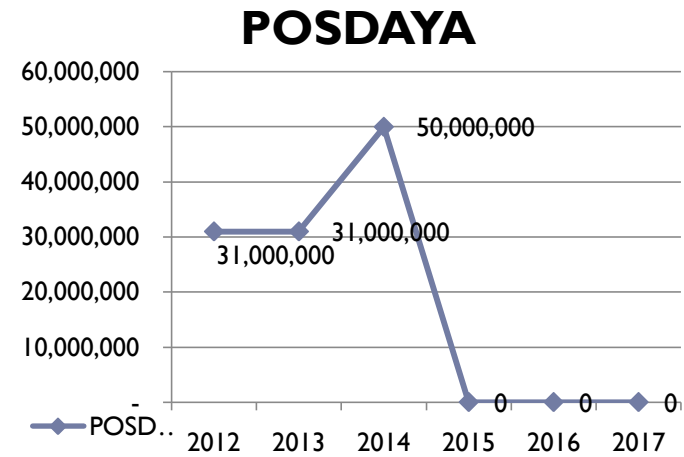
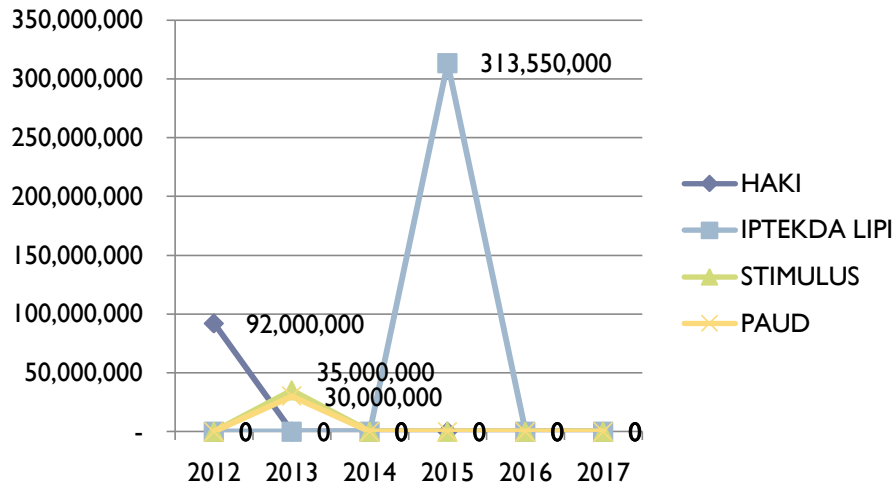


### IBK (Iptek Bagi Kewirausahaan)



Tahun	IBPE	IBK	IBDM
2012	0	0	0
2013	0	0	0
2014	0	0	0
2015	85,000,000	0	0
2016	135,000,000	0	0
2017	190,000,000	100,000,000	120,000,000

# Total Jumlah Dana Pengabdian Per Skim **POSDAYA, HAKI, IPTEKDA LIPI, STIMULUS, PAUD**



Tahun	POSDAYA	HAKI	IPTEKDA LIPI	STIMULUS	PAUD
2012	31,000,000	92,000,000	0	0	0
2013	31,000,000	0	0	35,000,000	30,000,000
2014	50,000,000	0	0	0	0
2015	0	0	313,550,000	0	0
2016	0	0	0	0	0
2017	0	0	0	0	0